

# Acidity Test Kit

**TK1000-Z**  
red caps

## KIT COMPONENTS:

SH6255-B	Sodium Hydroxide 1.0N, 60 mL
PH1605-A	Phenolphthalein Indicator, 30 mL
SY-2012-P	Syringe, 12 mL
VL-1005-V	Vial, 10-50 mL

## SAFETY TIPS:



Wear  
Gloves



Use Eye  
Protection



Read  
SDS

## TESTING TIPS:



Collect  
Accurate  
Sample



Hold  
Bottles  
Vertically



Ensure  
Proper  
Lighting

**INTERFERENCES:** Turbid or highly colored samples may mask the color change at the endpoint.

**ATTENTION:** As necessary, calibrate this kit against a known standard made with plant / make-up water. Be sure to collect a representative sample.


## GENERIC FACTOR:

# of drops x 0.02 = % Acidity as Phosphoric Acid

Video Procedure




**1** Rinse vial three times with sample to be tested. **Fill vial to 10 mL.**



STEP 1

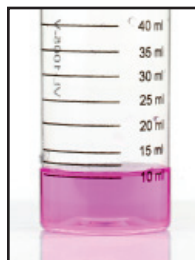
**2** Add 3 drops of **Phenolphthalein Indicator** (PH1605) and swirl to mix. The sample should remain colorless.



STEP 2

**3** Add **Sodium Hydroxide 1.0N** (SH6255) one drop at a time while swirling. Count the number of drops until the sample color turns pink.

# drops x factor = amount of product



STEP 3