

Acidity Test Kit

1 drop = 0.004% / 5 mL

TK1001-Z

red caps

KIT COMPONENTS:

SH6200-B	Sodium Hydroxide 0.1N, 60 mL
PH1605-A	Phenolphthalein Indicator, 30 mL
SY-2012-P	Syringe, 12 mL
VL-0525-V	Vial, 5-25 mL

SAFETY TIPS:



Wear
Gloves



Use Eye
Protection



Read
SDS

TESTING TIPS:



Collect
Accurate
Sample



Hold
Bottles
Vertically



Ensure
Proper
Lighting


INTERFERENCES: Turbid or highly colored samples may mask the color change at the endpoint.

ATTENTION: As necessary, calibrate this kit against a known standard made with plant / make-up water. Be sure to collect a representative sample.

Video Procedure




1 Rinse vial three times with sample to be tested. **Fill vial to 5 mL.**



STEP 1


2 Add 3 drops of **Phenolphthalein Indicator** (PH1605) and swirl to mix. The sample should remain colorless.



STEP 2

3 Add **Sodium Hydroxide 0.1N** (SH6200) one drop at a time while swirling. Count the number of drops until the sample color changes from colorless to pink.

drops x 0.004 = % as Phosphoric Acid



STEP 3

Acidity Test Kit

1 drop = 0.002% / 10 mL

TK1001-Z

red caps

KIT COMPONENTS:

SH6200-B	Sodium Hydroxide 0.1N, 60 mL
PH1605-A	Phenolphthalein Indicator, 30 mL
SY-2012-P	Syringe, 12 mL
VL-0525-V	Vial, 5-25 mL

SAFETY TIPS:



Wear
Gloves



Use Eye
Protection



Read
SDS

TESTING TIPS:



Collect
Accurate
Sample



Hold
Bottles
Vertically



Ensure
Proper
Lighting


INTERFERENCES: Turbid or highly colored samples may mask the color change at the endpoint.

ATTENTION: As necessary, calibrate this kit against a known standard made with plant / make-up water. Be sure to collect a representative sample.

Video Procedure




1 Rinse vial three times with sample to be tested. **Fill vial to 10 mL.**



STEP 1

2 Add 3 drops of **Phenolphthalein Indicator** (PH1605) and swirl to mix. The sample should remain colorless.



STEP 2

3 Add **Sodium Hydroxide 0.1N** (SH6200) one drop at a time while swirling. Count the number of drops until the sample color changes from colorless to pink.

drops x 0.002 = % as Phosphoric Acid



STEP 3