

Acidity Test Kit

TK1005-Z
red caps

KIT COMPONENTS:

SH6289-B	Sodium Hydroxide 5.0N, 60 mL
PH1605-A	Phenolphthalein Indicator, 30 mL
SY-2012-P	Syringe, 12 mL
VL-1005-V	Vial, 10-50 mL

SAFETY TIPS:



Wear
Gloves



Use Eye
Protection



Read
SDS

TESTING TIPS:



Collect
Accurate
Sample



Hold
Bottles
Vertically



Ensure
Proper
Lighting

INTERFERENCES: Turbid or highly colored samples may mask the color change at the endpoint.

ATTENTION: As necessary, calibrate this kit against a known standard made with plant / make-up water. Be sure to collect a representative sample.


GENERIC FACTOR:

of drops x 0.1 = % Acidity as Phosphoric Acid

Video Procedure




1 Rinse vial three times with sample to be tested. **Fill vial to 10 mL.**



STEP 1

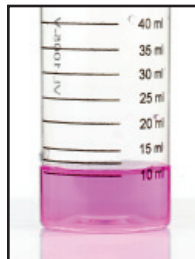
2 Add 3 drops of **Phenolphthalein Indicator** (PH1605) and swirl to mix. The sample should remain colorless.



STEP 2

3 Add **Sodium Hydroxide 5.0N** (SH6289) one drop at a time while swirling. Count the number of drops until the sample color turns pink.

drops x factor = amount of product



STEP 3