

Peracetic Test Kit

15% Peracetic Acid

TK2500-1

white caps

KIT COMPONENTS:

| | |
|-----------|---------------------------------------|
| PH7500-B | Phosphoric Acid 10%, 60 mL |
| PI1411-B | Potassium Iodide 10%, 60 mL |
| AM1965-B | Ammonium Molybdate 4%, 60 mL |
| ST5091-B | Starch Indicator Solution 0.5%, 60 mL |
| ST2890-B | Sodium Thiosulfate 0.05N, 60 mL |
| SY-2005-P | Syringe, 5 mL |
| VL-1005-V | Vial, 10-50 mL |

INTERFERENCES: All oxidizers, including Chlorine, are positive interferences for this test. Interferences include, a pH over 8, Total Hardness over 1000 ppm, Sulfate over 1000 ppm, Total Alkalinity over 150 ppm, any concentration of Nitrite, Nitrate over 200 ppm, Silica Dioxide over 50 ppm, Copper over 10 ppm, any concentration of Ferrous Iron (Fe²⁺), and Ferric Iron (Fe³⁺) over 5 ppm.

SAFETY TIPS:



Wear
Gloves



Use Eye
Protection



Read
SDS

TESTING TIPS:



Collect
Accurate
Sample



Hold
Bottles
Vertically



Ensure
Proper
Lighting

ATTENTION: As necessary, calibrate this kit against a known standard made with plant / make-up water. Be sure to collect a representative sample.

It is important that each reagent be added and then mixed well for at least 5 seconds before the addition of the subsequent reagent.




1 Using the syringe, **place 10 mL of sample into the vial.**

2 Add **5 drops of Phosphoric Acid 40%** (PH7500) and swirl to mix.


3 Add **5 drops of Potassium Iodide 10%** (PI1411) and swirl to mix.

4 Add **5 drops of Ammonium Molybdate 4%** (AM1965) and swirl to mix. **Wait 15 seconds.**

5 Add **5 drops of Starch Indicator Solution 0.5%** (ST5091) and swirl to mix. Sample should turn a dark color.



STEP 1



STEP 4

6 Add **Sodium Thiosulfate 0.05N** (ST2890) one drop at a time while swirling. Count the number of drops until the sample turns colorless for at LEAST 10 seconds.

Count the ppm of Peracetic Acid using the following:


drops x 8 = active ppm peracetic acid in Perasan MP-2

drops x 5.0 = active ppm peracetic acid in BioSide


If lower levels of peracetic acid are evident (less than 25 ppm), use 15 mL of test solution and repeat the test. Count the ppm of peracetic acid using the following:

drops x 5.3 = active ppm peracetic acid in Perasan MP-2

drops x 3.3 = active ppm peracetic acid in BioSide



STEP 5



STEP 6

5.6% & 5% Peracetic Test Kit

5.6 % PERASAN® A / 5% PERASAN® C-5

TK2500-3

white caps

KIT COMPONENTS:

| | |
|-----------|---------------------------------------|
| PH7500-B | Phosphoric Acid 10%, 60 mL |
| PI1411-B | Potassium Iodide 10%, 60 mL |
| AM1965-B | Ammonium Molybdate 4%, 60 mL |
| ST5091-B | Starch Indicator Solution 0.5%, 60 mL |
| ST8820-B | Sodium Thiosulfate 0.1N, 60 mL |
| SY-2005-P | Syringe, 5 mL |
| VL-1005-V | Vial, 10-50 mL |

INTERFERENCES: All oxidizers, including Chlorine, are positive interferences for this test. Interferences include, a pH over 8, Total Hardness over 1000 ppm, Sulfate over 1000 ppm, Total Alkalinity over 150 ppm, any concentration of Nitrite, Nitrate over 200 ppm, Silica Dioxide over 50 ppm, Copper over 10 ppm, any concentration of Ferrous Iron (Fe²⁺), and Ferric Iron (Fe³⁺) over 5 ppm.

SAFETY TIPS:



Wear
Gloves



Use Eye
Protection



Read
SDS

TESTING TIPS:



Collect
Accurate
Sample



Hold
Bottles
Vertically



Ensure
Proper
Lighting

ATTENTION: As necessary, calibrate this kit against a known standard made with plant / make-up water. Be sure to collect a representative sample.

It is important that each reagent be added and then mixed well for at least 5 seconds before the addition of the subsequent reagent.




1 Using the syringe, **place 5 mL of sample into the vial.**

2 Add 5 drops of **Phosphoric Acid 40%** (PH7500) and swirl to mix.


3 Add 5 drops of **Potassium Iodide 10%** (PI1411) and swirl to mix.

4 Add 5 drops of **Ammonium Molybdate 4%** (AM1965) and swirl to mix. **Wait 15 seconds.**

5 Add 5 drops of **Starch Indicator Solution 0.5%** (ST5091) and swirl to mix. Sample should turn a dark color.



STEP 1



STEP 4

6 Add **Sodium Thiosulfate 0.1N** (ST8820) one drop at a time while swirling. Count the number of drops until the sample turns colorless for at LEAST 10 seconds.

Count the ppm of Peracetic Acid using the following:


drops x 5 = PPM of PERASAN® A or C-5

If higher levels of PAA are evident use 3 mL of test solution, using the syringe provided, and repeat the test. Each drop of Sodium Thiosulfate 0.1N (ST8820) now becomes 8.3 ppm per drop.


drops x 8.3 = PPM of PERASAN® A or C-5

This test kit is highly accurate for EnviroTech's PERASAN® A and PERASAN® C-5, but may not be as accurate for other vendor's products.

KEEP SOLUTIONS OUT OF SUNLIGHT



STEP 5



STEP 6