

Caustic Test Kit

TK3005-Z
blue caps

KIT COMPONENTS:

HA6207-B	Hydrochloric Acid 7.7N, 60 mL
PH1605-A	Phenolphthalein Indicator, 30 mL
SY-2012-P	Syringe, 12 mL
VL-0525-V	Vial, 5-25 mL

SAFETY TIPS:



Wear
Gloves



Use Eye
Protection



Read
SDS

TESTING TIPS:



Collect
Accurate
Sample



Hold
Bottles
Vertically



Ensure
Proper
Lighting


INTERFERENCES: Turbid or highly colored samples may mask the color change at the endpoint.

ATTENTION: As necessary, calibrate this kit against a known standard made with plant / make-up water. Be sure to collect a representative sample.

Video Procedure




1 Rinse vial three times with sample to be tested. **Fill vial to 5 mL.**



STEP 1

2 Add 3 drops of **Phenolphthalein Indicator** (PH1605) and swirl to mix. The sample should turn red.




STEP 2

3 Add **Hydrochloric Acid 7.7N** (HA6207) one drop at a time while swirling. Count the number of drops until the sample returns to its original color.

1 drop = 0.2% Caustic as NaOH

1 drop = 0.28% Caustic as KOH



STEP 3