

# Presence / Absence Hardness Test Kit **TK3101-Z** blue caps

## KIT COMPONENTS:

EB1775-B Total Hardness Buffer Solution, 60 mL  
VL-1005-V Vial, 10-50 mL

## SAFETY TIPS:



Wear  
Gloves



Use Eye  
Protection



Read  
SDS

## TESTING TIPS:



Collect  
Accurate  
Sample



Hold  
Bottles  
Vertically




Ensure  
Proper  
Lighting

**INTERFERENCES:** Metals may cause difficulty in seeing the color change.

**ATTENTION:** As necessary, calibrate this kit against a known standard made with plant / make-up water. Be sure to collect a representative sample.

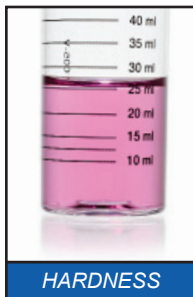
**1** Rinse vial three times with sample to be tested. **Fill vial to 25 mL.**




STEP 1

**2** Add 10 drops of **Total Hardness Buffer** (EB1775) and swirl to mix.

**3** If the sample turns red/purple, hardness is present. If the sample turns blue, no hardness is present.



HARDNESS



NO HARDNESS