

Nitrite Test Kit

1 drop = 50 ppm as NO_2 / 5 mL

TK3330-Z

green caps

KIT COMPONENTS:

ND2229-B	Nitrite Titrant, 60 mL
FE3144-A	Ferroun Indicator, 30 mL
VL-0525-V	Vial, 5-25 mL

INTERFERENCES: This method is affected by any oxidizable substances in the sample such as Organic Matter, Sulfides, Hydrogen Sulfide, or any Mercaptans. If present, these substances can lead to positive interferences. Iron and Copper ions can lead to negative interferences. Lead and Iron ions can cause precipitation.

SAFETY TIPS:



Wear
Gloves



Use Eye
Protection



Read
SDS

TESTING TIPS:



Collect
Accurate
Sample



Hold
Bottles
Vertically



Ensure
Proper
Lighting


ATTENTION: As necessary, calibrate this kit against a known standard made with plant / make-up water. Be sure to collect a representative sample.

Video Procedure




1 Rinse vial three times with sample to be tested. **Fill vial to 5 mL.**

Dilute to 10 mL with DI water if necessary.



STEP 1


2 Add 8 drops of **Ferriin Indicator** (FE3144) and swirl to mix. The sample should turn orange.



STEP 2

3 Add **Nitrite Titrant** (ND2229) one drop at a time while swirling. Count the number of drops until the sample color changes from orange to blue.

drops x 50 = ppm as NO_2



STEP 3

*To convert Sodium Nitrite (NaNO_2) to Nitrite (NO_2):
Multiply results by 0.67.*

*To convert Nitrite (NO_2) to Sodium Nitrite (NaNO_2):
Multiply results by 1.5.*