

# Hydrogen Peroxide Test Kit

1 drop = 50 ppm as  $H_2O_2$  / 10 mL

# TK3340-Z

green caps

## KIT COMPONENTS:

ND7505-B	Peroxide Titrant, 60 mL
FE3144-A	Ferriin Indicator, 30 mL
SY-2012-P	Syringe, 12 mL
VL-1005-V	Vial, 10-50 mL

## SAFETY TIPS:



Wear  
Gloves



Use Eye  
Protection



Read  
SDS

## TESTING TIPS:



Collect  
Accurate  
Sample



Hold  
Bottles  
Vertically



Ensure  
Proper  
Lighting


**INTERFERENCES:** This method is affected by any oxidizable substances in the sample such as organic matter, Sulfides, Hydrogen Sulfide, and mercaptans. If present, these substances will interfere by reacting with the titrant, yielding an erroneously high Hydrogen Peroxide concentration. Iron and Lead ions can cause precipitation. Cupric and Ferrous ions cause low results.

**ATTENTION:** As necessary, calibrate this kit against a known standard made with plant / make-up water. Be sure to collect a representative sample.

Video Procedure

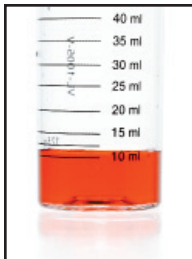


**1** Rinse vial three times with sample to be tested. **Fill vial to 10 mL.**



STEP 1


**2** Add 8 drops of **Ferriin Indicator** (FE3144) and swirl to mix. The sample should turn orange.



STEP 2

**3** Add **Peroxide Titrant** (ND7505) one drop at a time while swirling. Count the number of drops until the sample color changes from orange to blue – blue / green.

# drops x 50 = ppm as  $H_2O_2$



STEP 3