


Dissolved Oxygen (DO) Test Kit

TK6975-Z

REV 3/12

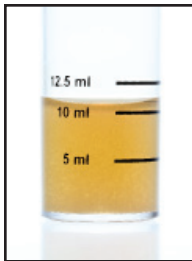
CAUTION: Gloves and safety goggles should be worn during this test. When adding reagent, hold bottle vertically.

1 Rinse vial three times with sample to be tested. **Fill vial to 10 mL.**



STEP 1

2 Add 5 drops of Reagent A and swirl to mix.




STEP 3

3 Add 5 drops of Reagent B and swirl to mix. A precipitate will develop.

Wait 2 minutes before moving on to the next step.


4 Add 5 drops of Reagent C and swirl to mix. The sample color should turn greenish-brown.



STEP 4

5 Add Reagent D one drop at a time, swirling the vial after each drop. Count the number of drops until the sample color changes from greenish-brown to blue. There should be no green hue remaining.

O_2 concentration in ppm = number of drops of Reagent D added



STEP 5