

# Alcohol / Quat Sanitizer Test Kit

1 drop = 10 ppm / 5 mL

## TK9005-Z

gray caps

### KIT COMPONENTS:

CO3300-A	Complexing Reagent, 30 mL
PH1605-A	Phenolphthalein Indicator, 30 mL
SA1590-A	Sulfuric Acid 0.5N, 30 mL
TB3800-A	Toluidine Blue O Indicator, 30 mL
QA3500-B	QAC DT, 60 mL
SY-2010-P	Syringe, 10 mL
VL-1005-V	Vial, 10-50 mL

### INTERFERENCES:

High alkaline water

#### SAFETY TIPS:



Wear  
Gloves



Use Eye  
Protection



Read  
SDS

#### TESTING TIPS:



Collect  
Accurate  
Sample



Hold  
Bottles  
Vertically



Ensure  
Proper  
Lighting

**ATTENTION:** As necessary, calibrate this kit against a known standard made with plant / make-up water. Be sure to collect a representative sample.




**1** Rinse vial three times with sample to be tested. **Fill vial to 5 mL.** Then fill the vial to the 25 mL with Tap or DI Water.

**2** Add 10 drops of **Complexing Reagent** (CO3300) and swirl to mix.

**3** Add 3 drops of **Phenolphthalein Indicator** (PH1605) and swirl to mix. If the sample remains colorless, add 1 drop of Sulfuric Acid 0.5N (SA1590). If the sample turns pink-red, go to step 4.



STEP 1




STEP 3

**4** Add **Sulfuric Acid 0.5N** (SA1590) one drop at a time, swirling after each drop, until the sample turns colorless. Then add 1 drop more.


**5** Add 7 drops of **Toluidine Blue O Indicator** (TB3800) and swirl to mix. The sample will turn blue.

**6** Add **QAC DT** (QA3500) one drop at a time while swirling. Count the number of drops until the sample color changes from blue to purple-pink.

# drops x 10 = ppm Quat



STEP 5



STEP 6