

# Alkalinity (P) Test Kit

**TK5007-Z**  
yellow caps

## KIT COMPONENTS:

PH1605-A	Phenolphthalein Indicator, 30 mL
ST2970-B	Sodium Thiosulfate, 60 mL
HA7193-B	Hydrochloric Acid 3.0N, 60 mL
SY-2010-P	Syringe, 10 mL
VL-1005-V	Vial, 10-50 mL

**INTERFERENCES (P Alkalinity):** Turbid samples may mask the color change at the endpoint. High levels of Chlorine may cause negative interference. To adjust for excess Chlorine see Step 2a.

## SAFETY TIPS:



Wear  
Gloves



Use Eye  
Protection



Read  
SDS

## TESTING TIPS:



Collect  
Accurate  
Sample



Hold  
Bottles  
Vertically



Ensure  
Proper  
Lighting

**ATTENTION:** As necessary, calibrate this kit against a known standard made with plant / make-up water. Be sure to collect a representative sample.




**1** Rinse vial three times with sample to be tested.

**See Titration Chart for sample size.**


**2** Add 3 drops of Phenolphthalein Indicator

(PH1605) and swirl to mix. The sample should turn pink.

**2a)** If sample does not turn pink, add 5 drops of Sodium Thiosulfate (ST2970). Add an additional 3 drops of Phenolphthalein Indicator and the sample should turn pink. If it does not, repeat step 2a one more time. If sample still does not turn pink, chemical level may be too low.




STEP 1



STEP 2

**3** Add Hydrochloric Acid 3.0N (HA7193) one drop at a time while swirling. Count the number of drops until the sample color changes from pink to clear.

# drops x factor = % volume concentration



STEP 3

# Alkalinity (Total) Test Kit

**TK5007-Z**  
yellow caps

## KIT COMPONENTS:

AI7925-A	Total Alkalinity Indicator, 30 mL
HA7094-B	Hydrochloric Acid 0.12N, 60 mL
SY-2010-P	Syringe, 10 mL
VL-1005-V	Vial, 10-50 mL

## SAFETY TIPS:



Wear  
Gloves



Use Eye  
Protection



Read  
SDS

## TESTING TIPS:



Collect  
Accurate  
Sample



Hold  
Bottles  
Vertically



Ensure  
Proper  
Lighting

**INTERFERENCES (Alkalinity):** Turbid samples may mask the color change at the end point. Use a pH meter for these samples titrating for the Phenolphthalein Alkalinity and for Total Alkalinity.



**ATTENTION:** As necessary, calibrate this kit against a known standard made with plant / make-up water. Be sure to collect a representative sample.



**1** Rinse vial three times with sample to be tested.

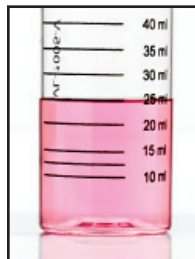
**See Titration Chart for sample size.**

**2** Add **3 drops of Total Alkalinity Indicator (AI7925)** and swirl to mix. The sample should turn green.

**STEP 1****STEP 2**

**3** Add **Hydrochloric Acid 0.12N (HA7094)** one drop at a time while swirling. Count the number of drops until the sample color changes from green to red. A gray intermediate color may develop; keep titrating to the red endpoint.

# drops x factor = % volume concentration

**STEP 3**