

Alkalinity (Total) Test Kit

1 drop = 10 ppm as CaCO_3 / 25 mL

TK1077-Z

red caps

KIT COMPONENTS:

SA1555-B	Alkalinity Titrant Low, 60 mL
AI6925-A	Total Alkalinity Indicator, 30 mL
VL-1005-V	Vial, 10-50 mL

SAFETY TIPS:



Wear
Gloves



Use Eye
Protection



Read
SDS

TESTING TIPS:



Collect
Accurate
Sample



Hold
Bottles
Vertically




Ensure
Proper
Lighting

INTERFERENCES: Turbid samples may mask the color change at the endpoint. Use a pH meter for these samples titrating for total alkalinity.


ATTENTION: As necessary, calibrate this kit against a known standard made with plant / make-up water. Be sure to collect a representative sample.

1 Rinse vial three times with sample to be tested. **Fill vial to 25 mL.**



STEP 1


2 Add 3 drops of Total Alkalinity Indicator (AI6925) and swirl to mix. The sample should turn green.



STEP 2

3 Add Alkalinity Titrant (SA1555) one drop at a time while swirling. Count the number of drops until the sample color changes from green to red. Record the total number of drops as T-Alkalinity.

$$\# \text{ drops} \times 10 = \text{ppm as CaCO}_3$$



STEP 3