

Caustic Test Kit

TK3003-Z
blue caps

KIT COMPONENTS:

SA1640-B	Sulfuric Acid 2.0N, 60 mL
PH1605-A	Phenolphthalein Indicator, 30 mL
VL-0525-V	Vial, 5-25 mL

SAFETY TIPS:



Wear
Gloves



Use Eye
Protection



Read
SDS

TESTING TIPS:



Collect
Accurate
Sample



Hold
Bottles
Vertically




Ensure
Proper
Lighting

INTERFERENCES: Turbid or highly colored samples may mask the color change at the endpoint.


ATTENTION: As necessary, calibrate this kit against a known standard made with plant / make-up water. Be sure to collect a representative sample.

1 Rinse vial three times with sample to be tested. **Fill vial to 5 mL.**



STEP 1


2 Add 3 drops of **Phenolphthalein Indicator** (PH1605) and swirl to mix. The sample should turn red.



STEP 2

3 Add **Sulfuric Acid 2.0N** (SA1640) one drop at a time while swirling. Count the number of drops until the sample returns to its original color.

1 drop = 0.052% Caustic as NaOH
1 drop = 0.0512% Alkalinity as NaOH



STEP 3