

# Caustic Test Kit

**TK3005-Z**  
blue caps

## KIT COMPONENTS:

HA6207-B	Hydrochloric Acid 7.7N, 60 mL
PH1605-A	Phenolphthalein Indicator, 30 mL
SY-2010-P	Syringe, 10 mL
VL-0525-V	Vial, 5-25 mL

## SAFETY TIPS:



Wear  
Gloves



Use Eye  
Protection



Read  
SDS

## TESTING TIPS:



Collect  
Accurate  
Sample



Hold  
Bottles  
Vertically



Ensure  
Proper  
Lighting


**INTERFERENCES:** Turbid or highly colored samples may mask the color change at the endpoint.

**ATTENTION:** As necessary, calibrate this kit against a known standard made with plant / make-up water. Be sure to collect a representative sample.

Video Procedure




**1** Rinse vial three times with sample to be tested. **Fill vial to 5 mL.**



STEP 1

**2** Add 3 drops of **Phenolphthalein Indicator (PH1605)** and swirl to mix. The sample should turn red.




STEP 2

**3** Add **Hydrochloric Acid 7.7N (HA6207)** one drop at a time while swirling. Count the number of drops until the sample returns to its original color.

1 drop = 0.2% Caustic as NaOH

1 drop = 0.28% Caustic as KOH



STEP 3