

Hardness (Total) Test Kit

1 drop = 10 ppm as CaCO_3 / 25 mL

TK3053-Z

blue caps

KIT COMPONENTS:

ED2070-B	Hardness Titrant High, 60 mL
HA7405-A	Hardness Buffer Solution, 30 mL
HA7430-A	Hardness Indicator, 30 mL
SY-2010-P	Syringe, 10 mL
VL-1005-V	Vial, 10-50 mL

INTERFERENCES: Metals may cause difficulty in seeing the endpoint. If metal interference is presumed, add one drop of Hardness Titrant to the sample before adding buffer or indicator. Include this drop of titrant when calculating your results. Additional Hardness Buffer may be necessary to view a clean endpoint.

SAFETY TIPS:



Wear
Gloves



Use Eye
Protection



Read
SDS

TESTING TIPS:



Collect
Accurate
Sample



Hold
Bottles
Vertically




Ensure
Proper
Lighting

ATTENTION: As necessary, calibrate this kit against a known standard made with plant / make-up water. Be sure to collect a representative sample.

Video Procedure




1 Rinse vial three times with sample to be tested. **Fill vial to 25 mL.**



STEP 1

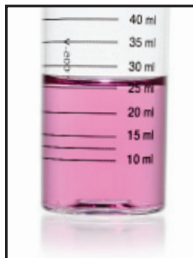
2 Add 5 drops of **Hardness Buffer** (HA7405) and swirl to mix.



STEP 2

3 Add **5 drops of Hardness Indicator** (HA7430) and swirl to mix.


Note: The sample will turn red if hardness is present and blue if there is no hardness.



STEP 3

4 Add **Hardness Titrant High** (ED2070) one drop at a time while swirling. Count the number of drops until the sample color changes from red to blue.

drops x 10 = ppm as CaCO_3



STEP 4