

Iodine Sanitizer Test Kit

TK6005-Z
white caps

KIT COMPONENTS:

PI1065-H	Potassium Iodide, 10g
ST5205-E	Starch Acid Powder, 30g
ST2700-B	Sodium Thiosulfate 0.00387N, 60 mL
SY-2010-P	Syringe, 10 mL
VL-1005-V	Vial, 10-50 mL

SAFETY TIPS:



Wear
Gloves



Use Eye
Protection



Read
SDS

TESTING TIPS:



Collect
Accurate
Sample



Hold
Bottles
Vertically




Ensure
Proper
Lighting

INTERFERENCES: All oxidizable substances such as Organic Matter, Sulfides and Nitrites, are positive interferences. Metals, namely Copper, can stop or slow the chemical reaction.


ATTENTION: As necessary, calibrate this kit against a known standard made with plant / make-up water. Be sure to collect a representative sample.



1 Rinse vial three times with sample to be tested. **Fill vial to 10 mL** with sample.

**STEP 1**

2 Add 1 scoop of **Potassium Iodide Crystals** (PI1065) and swirl to mix.


**STEP 2**

3 Add **2 scoops of Starch Indicator Powder** (ST5205) and swirl to mix. Sample should turn brown to dark blue if Iodine is present.

**STEP 3**

4 Add **Sodium Thiosulfate 0.00387N** (ST2700) one drop at a time while swirling. Count the number of drops until the sample returns to clear or original color.

of drops x 2 = ppm as Iodine

**STEP 4**