

# Peracetic Acid Test Kit

1 drop = 15 ppm / 10 mL

## TK7500-Z

purple caps

### KIT COMPONENTS:

SA7940-A	Sulfuric Acid 50%, 30 mL
PI7450-B	Potassium Iodide 50%, 60 mL
ST7010-B	Starch Indicator Sol. 1%, 60 mL
ST2910-B	Sodium Thiosulfate 0.1N / Peracetic DT, 60 mL
SY-2010-P	Syringe, 10 mL
VL-1005-V	Vial, 10-50 mL

**INTERFERENCES:** All oxidizers, including Chlorine, are positive interferences for this test. Other interferences include: pH over 8; Total Hardness over 1000 ppm; Sulfate over 1000 ppm; Total Alkalinity over 150 ppm; any concentration of Nitrite; Nitrate over 200 ppm; Silica Dioxide over 50 ppm; Copper over 10 ppm; any concentration of Ferrous Iron ( $\text{Fe}^{2+}$ ); and Ferric Iron ( $\text{Fe}^{3+}$ ) over 5 ppm.

### SAFETY TIPS:



Wear  
Gloves



Use Eye  
Protection



Read  
SDS

### TESTING TIPS:



Collect  
Accurate  
Sample



Hold  
Bottles  
Vertically



Ensure  
Proper  
Lighting


**ATTENTION:** As necessary, calibrate this kit against a known standard made with plant / make-up water. Be sure to collect a representative sample.

Video Procedure




- 1** Rinse vial three times with sample to be tested. **Fill vial to 10 mL.**

*Note: It is important that each reagent be added and then mixed well for at least 5 seconds before the addition of the subsequent reagent.*



STEP 1


- 2** Add 10 drops of Sulfuric Acid 50% (SA7940) and swirl 5 seconds to mix.



STEP 2

- 3** Add 1 drop of Potassium Iodide (PI7450) and swirl 5 seconds to mix.


- 4** Add 5 drops of Starch Indicator (ST7010) and swirl 5 seconds to mix. The sample will turn blue-black.



STEP 4

- 5** Add Sodium Thiosulfate 0.1N / Peracetic DT (ST2910) one drop at a time while swirling. Count the number of drops until the sample color changes from blue-black to clear that persists for 10 seconds.

# drops x 15 = ppm Peracetic Acid



STEP 5

# Peracetic Acid Test Kit

1 drop = 5 ppm / 30 mL

## TK7500-Z

purple caps

### KIT COMPONENTS:

SA7940-A	Sulfuric Acid 50%, 30 mL
PI7450-B	Potassium Iodide 50%, 60 mL
ST7010-B	Starch Indicator Sol. 1%, 60 mL
ST2910-B	Sodium Thiosulfate 0.1N / Peracetic DT, 60 mL
SY-2010-P	Syringe, 10 mL
VL-1005-V	Vial, 10-50 mL

**INTERFERENCES:** All oxidizers, including Chlorine, are positive interferences for this test. Other interferences include: pH over 8; Total Hardness over 1000 ppm; Sulfate over 1000 ppm; Total Alkalinity over 150 ppm; any concentration of Nitrite; Nitrate over 200 ppm; Silica Dioxide over 50 ppm; Copper over 10 ppm; any concentration of Ferrous Iron (Fe<sup>2+</sup>); and Ferric Iron (Fe<sup>3+</sup>) over 5 ppm.

### SAFETY TIPS:



Wear  
Gloves



Use Eye  
Protection



Read  
SDS

### TESTING TIPS:



Collect  
Accurate  
Sample



Hold  
Bottles  
Vertically



Ensure  
Proper  
Lighting

**ATTENTION:** As necessary, calibrate this kit against a known standard made with plant / make-up water. Be sure to collect a representative sample.

Video Procedure




**1** Rinse vial three times with sample to be tested. **Fill vial to 30 mL.**


*Note: It is important that each reagent be added and then mixed well for at least 5 seconds before the addition of the subsequent reagent.*

**2** Add 10 drops of Sulfuric Acid 50% (SA7940) and swirl 5 seconds to mix.

**3** Add 1 drop of Potassium Iodide (PI7450) and swirl 5 seconds to mix.




STEP 1



STEP 2


**4** Add 5 drops of Starch Indicator (ST7010) and swirl 5 seconds to mix. The sample will turn blue-black.



STEP 4

**5** Add Sodium Thiosulfate 0.1N / Peracetic DT (ST2910) one drop at a time while swirling. Count the number of drops until the sample color changes from blue-black to clear that persists for 10 seconds.

# drops x 5 = ppm Peracetic Acid



STEP 5