

Quat (Low Range) Test Kit

1 drop = 2 ppm / 25 mL

TK9001-Z

gray caps

KIT COMPONENTS:

CO3300-A	Complexing Reagent, 30 mL
PH1605-A	Phenolphthalein Indicator, 30 mL
SA1590-A	Sulfuric Acid 0.5N, 30 mL
TB3800-A	Toluidine Blue O Indicator, 30 mL
QA3500-B	QAC DT, 60 mL
SY-2010-P	Syringe, 10 mL
VL-1005-V	Vial, 10-50 mL

INTERFERENCES:

High alkaline water

SAFETY TIPS:



Wear
Gloves



Use Eye
Protection



Read
SDS

TESTING TIPS:



Collect
Accurate
Sample



Hold
Bottles
Vertically




Ensure
Proper
Lighting

ATTENTION: As necessary, calibrate this kit against a known standard made with plant / make-up water. Be sure to collect a representative sample.

Video Procedure




1 Rinse vial three times with sample to be tested. **Fill vial to 25 mL.**



STEP 1


2 Add **2 drops of Complexing Reagent** (CO3300) and swirl to mix.



STEP 3

3 Add **3 drops of Phenolphthalein Indicator** (PH1605) and swirl to mix. If the sample remains colorless, go to step 5. If the sample turns pink-red, go to step 4.


4 Add **Sulfuric Acid 0.5N** (SA1590) one drop at a time, swirling after each drop, until the sample turns colorless.



STEP 5

5 Add **2 drops of Toluidine Blue O Indicator** (TB3800) and swirl to mix. The sample will turn blue.

6 Add **QAC DT** (QA3500) one drop at a time while swirling. Count the number of drops until the sample color changes from blue to purple-pink.



STEP 6

drops x 2 = ppm Quat

Quat (Low Range) Test Kit

1 drop = 5 ppm / 10 mL

TK9001-Z

gray caps

KIT COMPONENTS:

CO3300-A	Complexing Reagent, 30 mL
PH1605-A	Phenolphthalein Indicator, 30 mL
SA1590-A	Sulfuric Acid 0.5N, 30 mL
TB3800-A	Toluidine Blue O Indicator, 30 mL
QA3500-B	QAC DT, 60 mL
SY-2010-P	Syringe, 10 mL
VL-1005-V	Vial, 10-50 mL

INTERFERENCES:

High alkaline water

SAFETY TIPS:



Wear
Gloves



Use Eye
Protection



Read
SDS

TESTING TIPS:



Collect
Accurate
Sample



Hold
Bottles
Vertically




Ensure
Proper
Lighting

ATTENTION: As necessary, calibrate this kit against a known standard made with plant / make-up water. Be sure to collect a representative sample.

Video Procedure




1 Rinse vial three times with sample to be tested. **Fill vial to 10 mL.**



STEP 1

2 Add **2 drops of Complexing Reagent** (CO3300) and swirl to mix.


3 Add **3 drops of Phenolphthalein Indicator** (PH1605) and swirl to mix. If the sample remains colorless, go to step 5. If the sample turns pink-red, go to step 4.



STEP 3

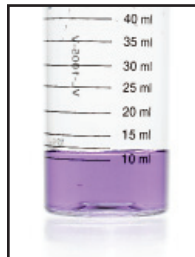
4 Add **Sulfuric Acid 0.5N** (SA1590) one drop at a time, swirling after each drop, until the sample turns colorless.

5 Add **2 drops of Toluidine Blue O Indicator** (TB3800) and swirl to mix. The sample will turn blue.



STEP 5

6 Add **QAC DT** (QA3500) one drop at a time while swirling. Count the number of drops until the sample color changes from blue to purple-pink.



STEP 6

drops x 5 = ppm Quat